

Orion Skyblazer Red Aerial Flare
Revised Use Instructions
October 8, 2008

Orion Safety Products, manufacturer of the Skyblazer hand-launched red aerial flare (“Skyblazer”), previously received a report indicating the safety sleeve on the Skyblazer may become detached from the launch tube body during ignition (see diagram below for visual depiction of parts). A report from the field indicates that upon this occurrence, users experienced bruised knuckles, a punctured finger nail and a lacerated finger in at least one instance.



Assembled Skyblazer

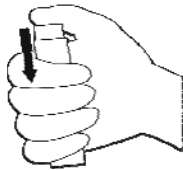


Disassembled Skyblazer

Since issuing a Safety Notice and Product Quarantine on September 26, 2008, Orion has tested hundreds of Skyblazer signals from a variety of manufacturing lots and determined the product functions as intended without injury to the user if the product is held properly in accordance with the use instructions on the product. Specifically, the user must hold the Launch Tube Body (not the Safety Sleeve alone) tightly in the upper hand during launch.

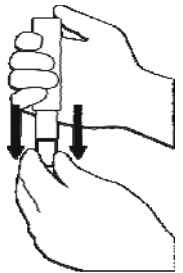
While the use instructions on Skyblazers manufactured before September 26, 2008 inform the user to “grasp tube body firmly”, Orion is reissuing the instructions to make it clear that the grasping the Safety Sleeve alone is not adequate to withstand the recoil caused by the aerial launch process. **ALL USERS OF THE ORION SKYBLAZER SHOULD USE THE FOLLOWING INSTRUCTIONS WHEN USING THIS PRODUCT:**

Step 1:



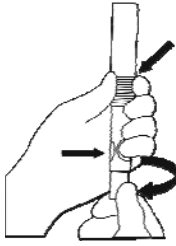
Press top of launch tube down with thumb to unlock sleeve - launch tube will drop down.

Step 2:



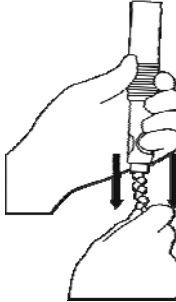
Holding sleeve firmly with one hand, use other hand to pull down on cap to lock sleeve in place.

Step 3:



Grasp launch tube firmly, with little finger braced in finger dimples and thumb/forefinger pressed against friction grip on sleeve. Hold above head off to side and unscrew cap with free hand. Ignition chain will drop down.

Step 4:



While holding above head off to side and pointing launch tube/sleeve straight up, with face turned away from signal, maintain firm grip and pull chain down sharply to launch aerial flare. There will be recoil as the flare launches so be certain to maintain a firm grip on launch tube throughout launch process.

Orion is critically concerned about the safety of our customers and we feel these revised use instructions will clarify any misunderstanding about the proper way to hold the signal during launch. We thank you for your attention to this matter.

Orion Safety Products
Peru Plant
3157 North 500 West
Peru, IN 46970-7559
(800) 851-5260
www.orionsignals.com